

## Overview

---

Intelligent L2 Network switch with PoE+

The SWX2310P-28GT is an intelligent L2 switch capable of powering PoE devices across your network. Leveraging our expertise in networking and professional audio, this switch has been optimized to accommodate Dante audio networks.



## Features

---

- SWX2310P-28GT L2 Switch
- Intelligent L2 switch optimized for Dante and PoE+ for Large/Medium ADECIA systems.
- Auto-apply Dante settings upon connection to ADECIA devices
- Ports 1-24 support PoE+
- Supports PoE+ up to 30 W per port (Total: 370 W)
- SFP+ supports scalable cascading of multiple switches

## Specifications

1/2

### General Specifications

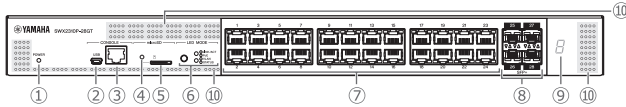
LAN Ports	Standard	IEEE 802.3 (10BASE-T/100BASE-TX/1000BASE-T)
	Number of Ports	24
	Communication Mode	Auto negotiation
	Connector Type	RJ-45
	Polarity	Automatic detection of straight/cross, or fixed at straight
Combo Ports	LAN Ports	–
	SFP Ports	–
SFP+ Ports	Standard	IEEE 802.3z (1000BASE-SX/ 1000BASE-LX), IEEE 802.3ae (10GBASE-SR/ 10GBASE-LR)
	Number of Ports	4
SFP Ports	Standard	–
	Number of Ports	–
Console Ports	Standard	RS-232C, USB 2.0
	Connector Type	RJ-45, USB mini-B (5-pin)
	Data Transmission Speed	9600 bit/s
Performance	Switching Bandwidth	128 Gbit/s
	Forwarding Rate	95.24 Mpps
	Flame Buffer	1.5 MB
Ports Available for PoE Power Supply		24 ports (1 - 24)
PoE Standards		IEEE 802.3at
Power Supply System		Alternative A
Maximum Power Supply	Per Port	30 W
	All Ports	370 W
microSD Slot	Standard	microSD/microSDHC
	File System	FAT/FAT32
	Number of Slots	1
Indicators		POWER, microSD, STACK ID, LAN port (LINK/ACT, SPEED), SFP+ port (LINK/ACT, SPEED)
MAC Address		Indicated in product label on top panel of unit
Number of Fans		4
Operating Environment		Ambient temperature: 0 - 50 °C, Ambient humidity: 15 - 80 % (non-condensing)
Storage Environment		Ambient temperature: –20 - 60 °C, Ambient humidity: 10 - 90 % (non-condensing)
Power Supply Voltage, Frequency		AC100 - 240 V, 50/60 Hz
Maximum Power Consumption		459 W
Dimensions (W x H x D)		440 mm x 44 mm x 294 mm
Weight		3.9 kg
Accessories		Manual (Read This First), Power cords, Power cord clamp, Dust covers, Legs, 19-inch rack mount hardware and screws

## Specifications

2/2

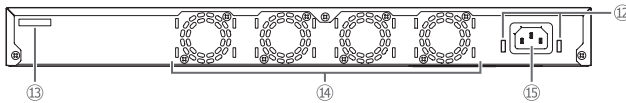
### Controls and Connectors

#### Front Panel



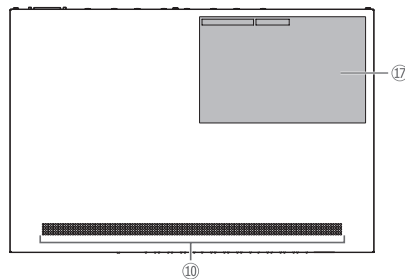
1. POWER indicator
2. mini-USB CONSOLE port
3. RJ-45 CONSOLE port
4. microSD indicator
5. microSD slot
6. LED MODE button and LED MODE indicator
7. LAN ports
8. SFP+ slots
9. Stack ID indicator
10. Ventilation holes

#### Rear Panel




12. Power cord clamp attachment holes
13. Serial number
14. Fan
15. Power supply inlet (three-pin connector, C14 type)

#### Top Panel



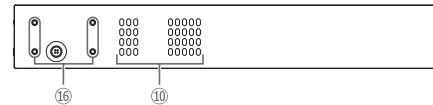
17. Product label

#### Bottom Panel



11. Rubber foot attachment guides

#### Side Panel



16. Rack mount accessory attachment holes

### RJ-45/DB-9 Console Cable Pin Configuration

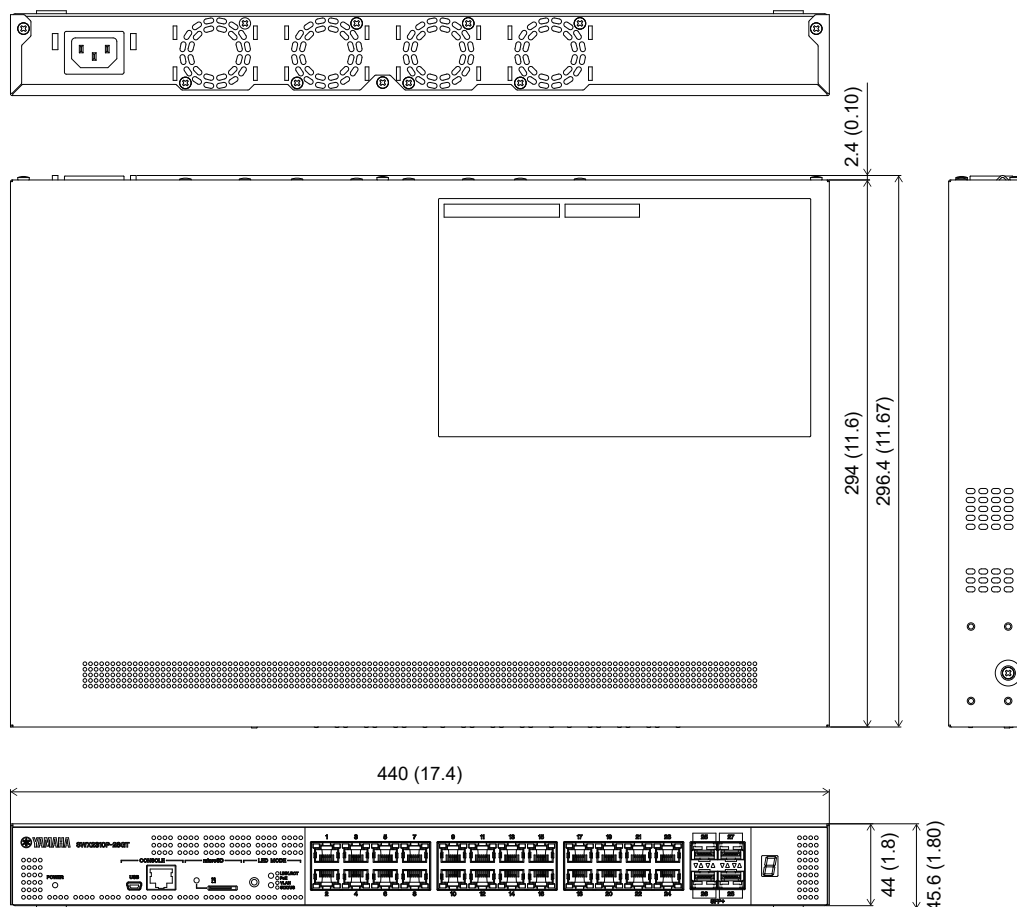
#### Console (RS-232C)

Signal	RJ-45	D-SUB 9
RTS	1	9
DTR	2	8
TxD	3	2
GND	4	5
GND	5	
RxD	6	3
DSR*	7	4
CTS*	8	7
		1

\* DSR and CTS signals are not used by the SWX2310P-28GT.

## Dimensions

Unit: mm (inch)



## Option

- Rack-mount brackets are included in SWX2310P-28GT
- SFP Module SFP-SWRG-SX/SFP-SWRG-LX
- SFP+ Module SFP-SWRT-SR/SFP-SWRT-LR
- Direct Attached Cable DAC-SWRT-1M/DAC-SWRT-1M3M

## Software

- Yamaha LAN Monitor

## Architectural and Engineering Specifications

The Yamaha SWX2310P-28GT shall be an intelligent 28-port L2 (Layer 2) switch optimized for audio and video networking. The SWX2310P-28GT shall be provided with features and functionality that facilitate setup and operation in Dante and NDI networks, including PoE+ power delivery, with emphasis on convenience and efficiency when used in medium to large scale Yamaha ADECIA conferencing systems. Appropriate Dante settings shall be made automatically when the SWX2310P-28GT is connected to ADECIA devices.

Twenty-four RJ45 connectors on the front panel shall function as ports for network connection. All twenty-four ports shall allow communication using the IEEE 802.3 standard at 10BASE-T, 100BASE-TX, and 1000BASE-T speeds via standard CAT5e or higher LAN cables. Ports 1 through 24 shall support PoE+ power delivery at up to 30 watts per port, or up to 370 watts total. Four SFP+ ports on the front panel shall allow installation of optional SFP modules such as the SFP-SWRG-LX or SFP-SWRG-SX for IEEE 802.3z (1000BASE-LX/1000BASE-SX) optical fiber connection, or optional SFP+ modules such as the SFP-SWRT-LR or SFP-SWRT-SR for IEEE 802.3ae (10GBASE-LR/10GBASE-SR) optical fiber connection. The SFP+ ports shall support scalable cascading of multiple switches.

One mini-USB port and one RJ-45 port shall be provided on the front panel for console connection allowing setup from a computer. The mini-USB port shall allow connection to the USB port of a computer, and the RJ-45 CONSOLE port shall allow connection to the RS-232C connector (COM port) of a computer. One microSD slot shall be provided on the front panel, accepting a microSD or microSDHC card for SD card boot (firmware, config), firmware update, config file save and copy, log file save, technical support information save, and statistical information save. A front-panel microSD indicator shall show microSD card status. A mode button and LED mode indicators shall also be provided. A 7-segment numeric LED shall be provided to display stack ID.

The SWX2310P-28GT shall allow easy setup and configuration via a comprehensive web-based GUI. A number of preset ProAV profiles shall allow one-click setup of QoS, IEEE, IGMP Snooping, and other settings for stable operation of Dante, NDI, and other networks. The SWX2310P-28GT shall be capable of accommodating Dante and NDI networks on the same switch. The web GUI shall also provide easy access to multicast settings and operation, with clear indication of multicast activity for effective troubleshooting.

A dedicated Yamaha LAN Monitor software application for Windows and macOS operating systems shall allow comprehensive monitoring of SWX2310P-28GT status, as well as the entire network and connected devices.

The SWX2310P-28GT shall have a built-in universal power supply so that no external AC adapter is required. Cooling shall be provided by four quiet, efficient internal fans. Dimensions shall be 440 (W) x 44 (H) x 294 (D) mm. Weight shall be 3.9 kg.

\*All information subject to change without notice.

\*All trademarks and registered trademarks are property of their respective owners.

Created in January 2025